



NLRV.E137861 - Motor Controllers, Manual

Note: We are enhancing our systems and you may notice missing/outdated data. During this interim period, please refer to your Certificate of Compliance or contact our Customer Service at <https://www.ul.com/about/locations>.

Motor Controllers, Manual

See General Information for Motor Controllers, Manual

ABB STOTZ-KONTAKT GMBH

E137861

EPPELHEIMER STR 82

69123 HEIDELBERG, GERMANY

Investigated to ANSI/UL 60947-1 and ANSI/UL 60947-4-1

Accessory AUXILIARY CONTACTS Model(s) MAHN, followed by -02, -11, -20, -01, -10, followed by FB, LL or LR.

Accessory AUXILIARY CONTACTS for MS1x Model(s) CK1-11; CK1-20; CK1-02; CK1-01; CK1-10 may be followed by L, may be followed by K.

HK1-11; HK1-20; HK1-02; HK1-01; HK1-10 may be followed by L, may be followed by K.

HKF1-11; HKF1-20; HKF1-02; HKF1-01; HKF1-10 may be followed by L, may be followed by K.

SK1-11; SK1-20; SK1-02; SK1-01; SK1-10 may be followed by L, may be followed by K.

Accessory AUXILIARY CONTACTS for MS325 Model(s) HK-11; HK-20; HK-02; HKF-11; HKF-20; HKF-02; SK-11; SK-20; SK-02; CK-11; CK-20; CK-02

Accessory SHUNT RELEASE for MS1x Model(s) AA1-20; AA1-24; AA1-48; AA1-60; AA1-110; AA1-208; AA1-230; AA1-400; AA1-415; AA1-575

Accessory UNDERVOLTAGE RELEASE for MS1x Model(s) UA1-20; UA1-24; UA1-48; UA1-60; UA1-110; UA1-208; UA1-230; UA1-400; UA1-415; or UA1-575

Accessory UNDERVOLTAGE RELEASE for MS325 Model(s) UAF-20; UAF-24; UAF-48; UAF-60; UAF-110; UAF-230; UAF-400; UAF-415; UAF-500

Accessory Connecting Link Model(s) BEMC/132, MF32L05K

Accessory Open type Padlock Kit Model(s) MAS1, SA1; SA3, SA10.

Accessory SHUNT TRIP Model(s) MAANLLA, followed by -20, 24, -48, -60, -110, -208, -230, -400, -415 or -575.

Accessory UNDERVOLTAGE TRIP Model(s) MARNLLA

Accessory, current limiters Model(s) S803W-SCL100-SR, S803W-SCL32-SR, S803W-SCL63-SR

Accessory, Enclosures Model(s) IB132 followed by -F, -Y or -G., MI65 followed by -F, -Y or -G.

Accessory, mounting plates Model(s) PM26-13, PM26-23

Accessory, Panel Mounted Enclosures Model(s) DMS132 followed by - Y or -G.

Manual motor controllers, open type Model(s) M0325-0.16, M0325-0.25, M0325-0.40, M0325-0.63, M0325-1.00, M0325-1.60, M0325-12.5, M0325-16.00, M0325-2.5, M0325-20, M0325-25, M0325-4.00, M0325-6.3, M0325-9.00, MS225-0.16, MS225-0.25, MS225-0.40, MS225-0.63, MS225-1.00, MS225-1.60, MS225-12.5, MS225-16.00, MS225-2.5, MS225-20, MS225-25, MS225-4.00, MS225-6.3, MS225-9.00, MS325-0.16, MS325-0.25, MS325-0.40, MS325-0.63, MS325-1.00, MS325-1.60, MS325-12.5, MS325-16.00, MS325-2.5, MS325-20, MS325-25, MS325-4.00, MS325-6.3, MS325-9.00, MS326-0.16, MS326-0.25, MS326-0.40, MS326-0.63, MS326-1.00, MS326-1.60, MS326-12.5, MS326-16.00, MS326-2.5, MS326-20, MS326-25, MS326-4.00, MS326-6.3, MS326-9.00

Motor disconnects with locking kit SA1, open type Model(s) MS116-0.16, MS116-0.25, MS116-0.40, MS116-0.63, MS116-1.00, MS116-1.60, MS116-10.0, MS116-12.0, MS116-16.0, MS116-2.5, MS116-20.0, MS116-25.0, MS116-32.0, MS116-4.00, MS116-6.3

Motor disconnects with locking, open type Model(s) MBS32NG, followed by -002, -003, -004, -006, -010, -016, -025, -040, -063, -100, -120, -160, -200, -250 or -320.

Open type, Manual motor controllers, suitable for group installation, suitable as motor disconnect, suitable as tap conductor protection, provided with overload protection (starter) Model(s) MO132 followed by -0.16, -0.25, -0.40, -0.63, -1.0, -1.60, -2.5, -4.0, -6.3, -10, -12, -16, -20, -25 or -32, may be followed by K, may be followed by B.

MS132 followed by -0.16, -0.25, -0.40, -0.63, -1.0, -1.60, -2.5, -4.0, -6.3, -10, -12, -16, -20, -25 or -32, may be followed by K, may be followed by B, L or T..

MS165 or MO165 followed by -16, -20, -25, -32, -42, -54, -65, -73 or -80, may be followed by B.

[Click here to view the Colombia Market Access Certification](#)

Last Updated on 2020-12-09

The appearance of a company's name or product in this database does not in itself assure that products so identified have been manufactured under UL's Follow-Up Service. Only those products bearing the UL Mark should be considered to be Certified and covered under UL's Follow-Up Service. Always look for the Mark on the product.

UL permits the reproduction of the material contained in the Online Certification Directory subject to the following conditions:

1. The Guide Information, Assemblies, Constructions, Designs, Systems, and/or Certifications (files) must be presented in their entirety and in a non-misleading manner, without any manipulation of the data (or drawings).
2. The statement "Reprinted from the Online Certifications Directory with permission from UL" must appear adjacent to the extracted material. In addition, the reprinted material must include a copyright notice in the following format: "© 2021 UL LLC"

NLRV7.E137861 - Motor Controllers, Manual Certified for Canada

Motor Controllers, Manual Certified for Canada

See General Information for Motor Controllers, Manual Certified for Canada

ABB STOTZ-KONTAKT GMBH
EPPELHEIMER STR 82
69123 HEIDELBERG, GERMANY

E137861

Investigated to CAN/CSA-C22.2 No.60947-1-13 and CAN/CSA-C22.2 No.60947-4-1-14

Accessory AUXILIARY CONTACTS Model(s) MAHN, followed by -02, -11, -20, -01, -10, followed by FB, LL or LR.

Accessory AUXILIARY CONTACTS for MS1x Model(s) CK1-11; CK1-20; CK1-02; CK1-01; CK1-10 may be followed by L, may be followed by K.

HK1-11; HK1-20; HK1-02; HK1-01; HK1-10 may be followed by L, may be followed by K.

HKF1-11; HKF1-20; HKF1-02; HKF1-01; HKF1-10 may be followed by L, may be followed by K.

SK1-11; SK1-20; SK1-02; SK1-01; SK1-10 may be followed by L, may be followed by K.

Accessory AUXILIARY CONTACTS for MS325 Model(s) HK-11; HK-20; HK-02; HKF-11; HKF-20; HKF-02; SK-11; SK-20; SK-02; CK-11; CK-20; CK-02

Accessory SHUNT RELEASE for MS1x Model(s) AA1-20; AA1-24; AA1-48; AA1-60; AA1-110; AA1-208; AA1-230; AA1-400; AA1-415; AA1-575

Accessory UNDERVOLTAGE RELEASE for MS1x Model(s) UA1-20; UA1-24; UA1-48; UA1-60; UA1-110; UA1-208; UA1-230; UA1-400; UA1-415; or UA1-575

Accessory UNDERVOLTAGE RELEASE for MS325 Model(s) UAF-20; UAF-24; UAF-48; UAF-60; UAF-110; UAF-230; UAF-400; UAF-415; UAF-500

Accessory Connecting Link Model(s) BEMC/132, MF32L05K

Accessory Open type Padlock Kit Model(s) MAS1, SA1; SA3, SA10.

Accessory SHUNT TRIP Model(s) MAANLLA, followed by -20, 24, -48, -60, -110, -208, -230, -400, -415 or -575.

Accessory UNDERVOLTAGE TRIP Model(s) MARNLLA

Accessory, current limiters Model(s) S803W-SCL100-SR, S803W-SCL32-SR, S803W-SCL63-SR

Accessory, Enclosures Model(s) IB132 followed by -F, -Y or -G., MI65 followed by -F, -Y or -G.

Accessory, Panel Mounted Enclosures Model(s) DMS132 followed by -Y or -G.

Manual motor controllers, open type Model(s) M0325-0.16, M0325-0.25, M0325-0.40, M0325-0.63, M0325-1.00, M0325-1.60, M0325-12.5, M0325-16.00, M0325-2.5, M0325-20, M0325-25, M0325-4.00, M0325-6.3, M0325-9.00, MS225-0.16, MS225-0.25, MS225-0.40, MS225-0.63, MS225-1.00, MS225-1.60, MS225-12.5, MS225-16.00, MS225-2.5, MS225-20, MS225-25, MS225-4.00, MS225-6.3, MS225-9.00, MS325-0.16, MS325-0.25, MS325-0.40, MS325-0.63, MS325-1.00, MS325-1.60, MS325-12.5, MS325-16.00, MS325-2.5, MS325-20, MS325-25, MS325-4.00, MS325-6.3, MS325-9.00, MS326-0.16, MS326-0.25, MS326-0.40, MS326-0.63, MS326-1.00, MS326-1.60, MS326-12.5, MS326-16.00, MS326-2.5, MS326-20, MS326-25, MS326-4.00, MS326-6.3, MS326-9.00

Motor disconnects with locking kit SA1, open type Model(s) MS116-0.16, MS116-0.25, MS116-0.40, MS116-0.63, MS116-1.00, MS116-1.60, MS116-10.0, MS116-12.0, MS116-16.0, MS116-2.5, MS116-20.0, MS116-25.0, MS116-32.0, MS116-4.00, MS116-6.3

Motor disconnects with locking, open type Model(s) MBS32NG, followed by -002, -003, -004, -006, -010, -016, -025, -040, -063, -100, -120, -160, -200, -250 or -320.

Open type, Manual motor controllers, suitable for group installation, suitable as motor disconnect, suitable as tap conductor protection, provided with overload protection (starter) Model(s) MO132 followed by -0.16, -0.25, -0.40, -0.63, -1.0, -1.60, -2.5, -4.0, -6.3, -10, -12, -16, -20, -25 or -32, may be followed by K, may be followed by B.

MS132 followed by -0.16, -0.25, -0.40, -0.63, -1.0, -1.60, -2.5, -4.0, -6.3, -10, -12, -16, -20, -25 or -32, may be followed by K, may be followed by B, L or T..

MS165 or MO165 followed by -16, -20, -25, -32, -42, -54, -65, -73 or -80, may be followed by B.

[Click here to view the Colombia Market Access Certification](#)

Last Updated on 2020-12-09

The appearance of a company's name or product in this database does not in itself assure that products so identified have been manufactured under UL's Follow-Up Service. Only those products bearing the UL Mark should be considered to be Certified and covered under UL's Follow-Up Service. Always look for the Mark on the product.

UL permits the reproduction of the material contained in the Online Certification Directory subject to the following conditions:
 1. The Guide Information, Assemblies, Constructions, Designs, Systems, and/or Certifications (files) must be presented in their entirety and in a non-misleading manner, without any manipulation of the data (or drawings). 2. The statement "Reprinted from the Online Certifications Directory with permission from UL" must appear adjacent to the extracted material. In addition, the reprinted material must include a copyright notice in the following format: "© 2021 UL LLC"

NKCR.E48139 - Auxiliary Devices

Note: We are enhancing our systems and you may notice duplicate entries/missing/outdated data. During this interim period, please contact our Customer Service at <https://www.ul.com/about/locations>.


Auxiliary Devices

See General Information for Auxiliary Devices

ABB STOTZ-KONTAKT GMBH

EPPELHEIMER STR 82
69123 HEIDELBERG, GERMANY

E48139

Trademark and/or Tradename: 

Investigated to ANSI/UL 508

Accessories, I/O modules Model(s) DX111, DX122, VI150, VI155

Accessories, mechanical resets Model(s) 1TGB100038

Accessories, mechanical resets, terminal adapters Model(s) DB140E, DB145E, DB16E, DB45E, DB80E

Accessories, single mounting kits Model(s) DB16, DB42

Accessory - Wire Reset Button Model(s) Cat. Nos. WRB-400, WRB-600, WRB-1000

Auxiliary devices, electronic relays, open type Model(s) GHC followed by 105 or 106, followed by 0201, followed by R0001, R0002, R0003, R0004, R0005 or R0006.

Auxiliary devices, overload relay, open-type Model(s) GHC 461 02 01 R0004, GHC 461 02 02 R0004, GHC 461 02 03 R0004, GHC 461 02 04 R0004, GHC 461 02 05 R0004, GHC 461 02 06 R0004, GHC 461 02 07 R0004, GHC 461 02 08 R0004, GHC 461 02 09 R0004, GHC 461 02 10 R0004, GHC 461 02 11 R0004, GHC 461 02 12 R0004, GHC 461 10 01 R0001, GHC 461 10 01 R0003, GHC 461 10 01 R0004, GHC 461 10 02 R0001, GHC 461 10 02 R0003, GHC 461 10 02 R0004, GHC 461 10 03 R0001, GHC 461 10 03 R0003, GHC 461 10 03 R0004, GHC 461 1304 R0001, GHC 461 1304 R0002, GHC 461 1304 R0003, GHC 461 1304 R0004

GHC 462 00, followed by 01, 02, 03, 04, 05, 06, 07, 08, 09, 10 or 11, followed by R0001, R0003 or R0004.

GHC 462 10, followed by 02, 03 or 04, followed by R0001, R0003 or R0004.

GHC 463 0001 R0001, GHC 463 0001 R0002, GHC 463 0001 R0003, GHC 463 0001 R0004, GHC 464 0101 R0001, GHC 464 0101 R0003, GHC 464 0101 R0004, GHC 465 0101 R0001, GHC 465 0101 R0003, GHC 465 0101 R0004

GHC followed by 105 or 106, followed by 0201, 0301, 1201 or 1301, followed by R0011, R0012, R0013, R0014, R0015 or R0016.

UMC100 may be followed by additional suffixes.

UMC22 may be followed by additional suffixes.

Auxiliary switches Model(s) CA6 followed by -11K, 11E, -02 or 11M-20, followed by E, K, M or N.

CAF6 followed by -11K, 11E, -02 or 11M-20, followed by E, K, M or N.

Interface units auxiliary devices, open type Model(s) 95.049-052, 95.087-091, 95.095-109, 95.136-141, 96.053, 96.079, 96.080, 98.018, 98.028, 98.029

Overload relays, open-type Model(s) 1SAZ411201R1001, 1SAZ411201R1002, T900DU375, T900DU500, T900DU650, T900DU850, T900SU375, T900SU500, T900SU650, T900SU850, TA450DU105, TA450DU140, TA450DU185, TA450DU235, TA450DU310, TA450DU400, TA450DU60, TA450DU80, TA450SU105, TA450SU140, TA450SU185, TA450SU235, TA450SU310, TA450SU400, TA450SU60, TA450SU80

Overload relays, open-type, Class 20 Model(s) T80DU42 may be followed by -M, T80DU52 may be followed by -M, T80DU63 may be followed by -M, T80DU80 may be followed by -M

Terminal block adapters, open type Model(s) AB200, DB200, DB80

Transformer modules Model(s) P30 thru P80 followed by 102, 111, 120, 202, 211, 220, 302, 311, 320, 402, 411 or 420.

Investigated to ANSI/UL 60947-1 and ANSI/UL 60947-4-1

Accessories, single mounting kits Model(s) VST05N, VST18N

Accessory Mounting Kit Model(s) DB65, DB96

Accessory mounting kit Model(s) VST30N, VST45N

Accessory, Remote Reset Model(s) DRS-F followed by -01, -02, -03, or -04.

Accessory, Remote Stop Model(s) DRS-F-EF followed by -01, -02, -03, or -04., DRS-F-TF followed by -01, -02, -03 or -04.

Auxiliary Devices Model(s) SC10-40.1, SCV10-40.1, SFM1-A11.1

Listed Accessorie Display Unit Model(s) Type UMC100-PAN

Open type, Electronic overload relays Model(s) EF460, EF750, EF96-100, EF96-56, UMC100.3 DC, UMC100.3 UC

Open type, Thermal overload relays Model(s) B05N followed by -0.13, -0.17, -0.23, -0.31, -0.41, -0.55, -0.74, -1.0, -1.3, -1.7, -2.3, -3.1, -4.2, -5.7, -7.6, -10, -13, -16.

B18N followed by -0.13, -0.17, -0.23, -0.31, -0.41, -0.55, -0.74, -1.0, -1.3, -1.7, -2.3, -3.1, -4.2, -5.7, -7.6, -10, -13, -16, -20, -24, -29, -35 or -38.

B30N followed by -28, -33, -40, -47, -53, -60 or -67, may additionally be followed by B.

B45N followed by -51, -60, -68, -78, -87 or -96, may additionally be followed by B.

T16 followed by -0.13, -0.17, -0.23, -0.31, -0.41, -0.55, -0.74, -1.0, -1.3, -1.7, -2.3, -3.1, -4.2, -5.7, -7.6, -10, -13, -16, -20, -24, -29, -35 or -38.

TA40 followed by -0.13, -0.17, -0.23, -0.31, -0.41, -0.55, -0.74, -1.0, -1.3, -1.7, -2.3, -3.1, -4.2, -5.7, -7.6, -10, -13, -16, -20, -24, -29, -35 or -38, may additionally be followed by B.

TA42 followed by -0.13, -0.17, -0.23, -0.31, -0.41, -0.55, -0.74, -1.0, -1.3, -1.7, -2.3, -3.1, -4.2, -5.7, -7.6, -10, -13, -16, -20, -24, -29, -35 or -38, may additionally be followed by B.

TF42 followed by -0.13, -0.17, -0.23, -0.31, -0.41, -0.55, -0.74, -1.0, -1.3, -1.7, -2.3, -3.1, -4.2, -5.7, -7.6, -10, -13, -16, -20, -24, -29, -35 or -38, may additionally be followed by B.

TF65 followed by -28, -33, -40, -47, -53, -60 or -67, may additionally be followed by B.

TF96 followed by -51, -60, -68, -78, -87 or -96, may additionally be followed by B.

Open-Type, Overload Relays Model(s) TF140DU 110 may be followed by -V1000, TF140DU 135 may be followed by -V1000, TF140DU 142 may be followed by -V1000, Type TF140DU 90 may be followed by -V1000

Overload relays, electronic, open type Model(s) E16DU 0.32, E16DU 1.0, E16DU 18.9, E16DU 2.7, E16DU 6.3, E45DU 30, E45DU 45, E80DU, EF19 0.32, EF19 1.0, EF19 18.9, EF19 2.7, EF19 6.3, EF205, EF370, EF45 30, EF45 45, EF65-56, EF65-70, EF96

Overload relays, open-type Model(s) TA110DU110, may be followed by -V1000, TA110DU90, may be followed by -V1000, TA200DU110, may be followed by -V1000, TA200DU135, may be followed by -V1000, TA200DU150, may be followed by -V1000, TA200DU175, may be followed by -V1000, TA200DU200, may be followed by -V1000, TA200DU90, may be followed by -V1000

Overload relays, open-type, Class 10 Model(s) TA 42 DU followed by 25, 32, 42, maybe followed by M, maybe followed by -V1000

TA 75 DU followed by 25-80, maybe followed by M, may be followed by -V1000

TA25DU.25 may be followed by M may be followed by -V1000

TA25DU.4 may be followed by M, may be followed by -V1000

TA25DU.63 may be followed by M, may be followed by -V1000

TA25DU1.0 may be followed by M, may be followed by -V1000

TA25DU1.4 may be followed by M, may be followed by -V1000

TA25DU1.8 may be followed by M may be followed by -V1000

TA25DU11 may be followed by M may be followed by -V1000

TA25DU14 may be followed by M may be followed by -V1000

TA25DU19 may be followed by M may be followed by -V1000

TA25DU2.4 may be followed by M may be followed by -V1000

TA25DU3.1 may be followed by M may be followed by -V1000

TA25DU32 may be followed by M may be followed by -V1000

TA25DU5.0 may be followed by M may be followed by -V1000

TA25DU6.5 may be followed by M may be followed by -V1000

TA25DU8.5 may be followed by M may be followed by -V1000

TA80DU80 may be followed by -M, may be followed by -V1000

Overload relays, open-type, Class 20 Model(s) TA 75 DU 25 maybe followed by M, Terminal block adapter, DB80.

TA 75 DU 32 maybe followed by M, Terminal block adapter, DB80.

TA 75 DU 42 maybe followed by M, Terminal block adapter, DB80.

TA 75 DU 52 maybe followed by M, Terminal block adapter, DB80.

TA 75 DU 63 maybe followed by M, Terminal block adapter, DB80.

TA 75 DU 80 maybe followed by M, Terminal block adapter, DB80.

TA25DU1.8, TA25DU11, TA25DU14, TA25DU19, TA25DU2.4, TA25DU25

TA25DU25 may be followed by M may be followed by -V1000

TA25DU3.1, TA25DU32, TA25DU4.0

TA25DU4.0 may be followed by M may be followed by -V1000

TA25DU5.0, TA25DU6.5, TA25DU8.5

TA42DU followed by 25, 32, 42, maybe followed by M, Terminal block adapter, DB80.

Terminal block adapters Model(s) DX25, may be followed by -M

Terminal block adapters, open type Model(s) DB25/25A, may be followed by -M, DB25/25A, may be followed by M, DB25/32A, may be followed by -M, DB25/32A, may be followed by M, DB45EF

Investigated to ANSI/UL 60947-1 and ANSI/UL 60947-5-1

Auxiliary contact blocks Model(s) HS05K-F02, HS05K-F04, HS05K-F11, HS05K-F13, HS05K-F20, HS05K-F22, HS05K-F31, HS05K-F40, HS05KL01, HS05KL10, MACL101AR, MACL101ARS, MACL101AT, MACL101ATS, MACL110AR, MACL110ARS, MACL110AT, MACL110ATS

MACN followed by 2 or 4, followed by 02, 04, 11, 13, 20, 22, 31 or 40, followed by A, followed by T or R

MARL101AR, MARL101ARS, MARL101AT, MARL101ATS, MARL110AR, MARL110ARS, MARL110AT, MARL110ATS

MARN followed by 2 or 4, followed by 02, 04, 11, 13, 20, 22, 31 or 40, followed by A, followed by T or R

Auxiliary devices, relays, open type Model(s) MCR, followed by A0, C0, I0 or K0 followed by 04, 13, 22, 31 or 40, followed by A, followed by T or R, may be followed by one or two alphanumeric digits, may be followed by D, may be followed by -Rail

SH05K-04 followed by two alphanumeric digits, SH05K-13 followed by two alphanumeric digits, SH05K-22 followed by two alphanumeric digits, SH05K-31 followed by two alphanumeric digits, SH05K-40 followed by two alphanumeric digits

Electronic timers Model(s) MREBC10AC2, MREBC20AC2

Overload relays, electronic, open type Model(s) EF146

Voltage suppressors Model(s) EB05K followed by -1, -2, or -3., MP0AAE1, MP0AAE2, MP0AAE3, MP0AAE4, MP0CAE1, MP0CAE2, MP0CAE3, MP0CAE4

[Click here to view the Colombia Market Access Certification](#)

Last Updated on 2020-12-04

The appearance of a company's name or product in this database does not in itself assure that products so identified have been manufactured under UL's Follow-Up Service. Only those products bearing the UL Mark should be considered to be Certified and covered under UL's Follow-Up Service. Always look for the Mark on the product.

UL permits the reproduction of the material contained in the Online Certification Directory subject to the following conditions: 1. The Guide Information, Assemblies, Constructions, Designs, Systems, and/or Certifications (files) must be presented in their entirety and in a non-misleading manner, without any manipulation of the data (or drawings). 2. The statement "Reprinted from the Online Certifications Directory with permission from UL" must appear adjacent to the extracted material. In addition, the reprinted material must include a copyright notice in the following format: "© 2021 UL LLC"

NKCR2.E48139 - Auxiliary Devices - Component

Note: We are enhancing our systems and you may notice duplicate entries/missing/outdated data. During this interim period, please contact our Customer Service at <https://www.ul.com/about/locations>.

Auxiliary Devices - Component

See General Information for Auxiliary Devices - Component

ABB STOTZ-KONTAKT GMBH
EPPELHEIMER STR 82
69123 HEIDELBERG, GERMANY

E48139

Investigated to ANSI/UL 508

Accessories, pin terminal adaptors Model(s) LB6, LB6CA

Auxiliary devices Model(s) K6 or KC6 followed by 40E, 31Z or 22Z, followed by F or P, followed by 1.4, 1.7, 2.4 or 2.48.

Auxiliary switches Model(s) CA6-11E-C, CA6-11E-P, CA6-11K-C, CA6-11K-P, CA6-11M-C, CA6-11M-P, CA6-11N-C, CA6-11N-P, CA9-11, CA9-20, CDL-7

Auxiliary devices, open type Model(s) N22-ST, N22E-ST, N31-ST, N33/11-ST, N40-ST, N44E-ST, N53E-ST, N62E-ST, N71E-ST, N80E-ST, NL22E-ST, NL31E-ST, NL33/11-ST, NL40E-ST, NL44E-ST, NL53E-ST, NL62E-ST, NL71E-ST, NL80E-ST

Overload relays Model(s) 85DM10, 85DM100, 85DM14, 85DM20, 85DM29, 85DM40, 85DM55, 85DM70

Investigated to ANSI/UL 60947-1 and ANSI/UL 60947-4-1

Overload relays Model(s) T80DU42 RT, T80DU52 RT, T80DU63 RT, T80DU80 RT

Investigated to ANSI/UL 60947-1 and ANSI/UL 60947-5-1

Contact blocks Model(s) MACL followed by 1, followed by 0, 1 or 10, followed by AI, may be followed by S.

MARL followed by 1, followed by 0, 1 or 10, followed by AI, may be followed by S.

Relays, open type Model(s) MCR followed by A0, C0, I0 or K0, followed by 04, 13, 22, 31 or 40, followed by AI.

[Click here to view the Colombia Market Access Certification](#)

Marking: Company name or trademark  and model designation.

Last Updated on 2020-11-19

The appearance of a company's name or product in this database does not in itself assure that products so identified have been manufactured under UL's Follow-Up Service. Only those products bearing the UL Mark should be considered to be Certified and covered under UL's Follow-Up Service. Always look for the Mark on the product.

UL permits the reproduction of the material contained in the Online Certification Directory subject to the following conditions: 1. The Guide Information, Assemblies, Constructions, Designs, Systems, and/or Certifications (files) must be presented in their entirety and in a non-misleading manner, without any manipulation of the data (or drawings). 2. The statement "Reprinted from the Online Certifications Directory with permission from UL" must appear adjacent to the extracted material. In addition, the reprinted material must include a copyright notice in the following format: "© 2021 UL LLC"

NKCR7.E48139 - Auxiliary Devices Certified for Canada

Note: We are enhancing our systems and you may notice duplicate entries/missing/outdated data. During this interim period, please contact our Customer Service at <https://www.ul.com/about/locations>.

Auxiliary Devices Certified for Canada

See General Information for Auxiliary Devices Certified for Canada

ABB STOTZ-KONTAKT GMBH
EPPELHEIMER STR 82
69123 HEIDELBERG, GERMANY

E48139

Investigated to CAN/CSA C22.2. No. 14-10

Accessories, I/O modules Model(s) DX111, DX122, VI150, VI155

Accessories, mechanical resets, terminal adapters Model(s) DB140E, DB145E, DB16E, DB45E, DB80E

Accessories, single mounting kits Model(s) DB16, DB42

Accessory - Wire Reset Button Model(s) Cat. Nos. WRB-400, WRB-600, WRB-1000

Auxiliary devices, overload relay, open-type Model(s) UMC100 may be followed by additional suffixes.

UMC22 may be followed by additional suffixes.

Auxiliary switches Model(s) CA6 followed by -11K, 11E, -02 or 11M-20, followed by E, K, M or N.

CAF6 followed by -11K, 11E, -02 or 11M-20, followed by E, K, M or N.

Overload relays, open-type Model(s) 1SAZ411201R1001, 1SAZ411201R1002, T900DU375, T900DU500, T900DU650, T900DU850, T900SU375, T900SU500, T900SU650, T900SU850, TA450DU105, TA450DU140, TA450DU185, TA450DU235, TA450DU310, TA450DU400, TA450DU60, TA450DU80, TA450SU105, TA450SU140, TA450SU185, TA450SU235, TA450SU310, TA450SU400, TA450SU60, TA450SU80

Terminal block adapters, open type Model(s) DB200, DB80

Investigated to CAN/CSA-C22.2 No.60947-1-13 and CAN/CSA C22.2 No.60947-5-1-14

Auxiliary contact blocks Model(s) HS05K-F02, HS05K-F04, HS05K-F11, HS05K-F13, HS05K-F20, HS05K-F22, HS05K-F31, HS05K-F40, HS05KL01, HS05KL10, MACL101AR, MACL101ARS, MACL101AT, MACL101ATS, MACL110AR, MACL110ARS, MACL110AT, MACL110ATS

MACN followed by 2 or 4, followed by 02, 04, 11, 13, 20, 22, 31 or 40, followed by A, followed by T or R

MARL101AR, MARL101ARS, MARL101AT, MARL101ATS, MARL110AR, MARL110ARS, MARL110AT, MARL110ATS

MARN followed by 2 or 4, followed by 02, 04, 11, 13, 20, 22, 31 or 40, followed by A, followed by T or R

Auxiliary devices, relays, open type Model(s) MCR, followed by A0, C0, I0 or K0 followed by 04, 13, 22, 31 or 40, followed by A, followed by T or R, may be followed by one or two alphanumeric digits, may be followed by D, may be followed by -Rail

SH05K-04 followed by two alphanumeric digits, SH05K-13 followed by two alphanumeric digits, SH05K-22 followed by two alphanumeric digits, SH05K-31 followed by two alphanumeric digits, SH05K-40 followed by two alphanumeric digits

Electronic timers Model(s) MREBC10AC2, MREBC20AC2

Voltage suppressors Model(s) EB05K followed by -1, -2, or -3., MP0AAE1, MP0AAE2, MP0AAE3, MP0AAE4, MP0CAE1, MP0CAE2, MP0CAE3, MP0CAE4

Investigated to CAN/CSA-C22.2 No.60947-1-13 and CAN/CSA-C22.2 No.60947-4-1-14

Accessories, single mounting kits Model(s) VST05N, VST18N

Accessory Mounting Kit Model(s) DB65, DB96

Accessory mounting kit Model(s) VST30N, VST45N

Accessory, Remote Reset Model(s) DRS-F followed by -01, -02, -03, or -04.

Accessory, Remote Stop Model(s) DRS-F-EF followed by -01, -02, -03, or -04., DRS-F-TF followed by -01, -02, -03 or -04.

Auxiliary Devices Model(s) SC10-40.1, SCV10-40.1, SFM1-A11.1

Listed Accessorie Display Unit Model(s) Type UMC100-PAN

Open type, Electronic overload relays Model(s) EF460, EF750, EF96-100, EF96-56, UMC100.3 DC, UMC100.3 UC

Open type, Thermal overload relays Model(s) B05N followed by -0.13, -0.17, -0.23, -0.31, -0.41, -0.55, -0.74, -1.0, -1.3, -1.7, -2.3, -3.1, -4.2, -5.7, -7.6, -10, -13, -16.

B18N followed by -0.13, -0.17, -0.23, -0.31, -0.41, -0.55, -0.74, -1.0, -1.3, -1.7, -2.3, -3.1, -4.2, -5.7, -7.6, -10, -13, -16, -20, -24, -29, -35 or -38.

B30N followed by -28, -33, -40, -47, -53, -60 or -67, may additionally be followed by B.

B45N followed by -51, -60, -68, -78, -87 or -96, may additionally be followed by B.

T16 followed by -0.13, -0.17, -0.23, -0.31, -0.41, -0.55, -0.74, -1.0, -1.3, -1.7, -2.3, -3.1, -4.2, -5.7, -7.6, -10, -13, -16, -20, -24, -29, -35 or -38.

TA40 followed by -0.13, -0.17, -0.23, -0.31, -0.41, -0.55, -0.74, -1.0, -1.3, -1.7, -2.3, -3.1, -4.2, -5.7, -7.6, -10, -13, -16, -20, -24, -29, -35 or -38, may additionally be followed by B.

TA42 followed by -0.13, -0.17, -0.23, -0.31, -0.41, -0.55, -0.74, -1.0, -1.3, -1.7, -2.3, -3.1, -4.2, -5.7, -7.6, -10, -13, -16, -20, -24, -29, -35 or -38, may additionally be followed by B.

TF42 followed by -0.13, -0.17, -0.23, -0.31, -0.41, -0.55, -0.74, -1.0, -1.3, -1.7, -2.3, -3.1, -4.2, -5.7, -7.6, -10, -13, -16, -20, -24, -29, -35 or -38, may additionally be followed by B.

TF65 followed by -28, -33, -40, -47, -53, -60 or -67, may additionally be followed by B.

TF96 followed by -51, -60, -68, -78, -87 or -96, may additionally be followed by B.

Open-Type, Overload Relays Model(s) TF140DU 110 may be followed by -V1000, TF140DU 135 may be followed by -V1000, TF140DU 142 may be followed by -V1000, Type TF140DU 90 may be followed by -V1000

Overload relays, electronic, open type Model(s) E16DU 0.32, E16DU 1.0, E16DU 18.9, E16DU 2.7, E16DU 6.3, E45DU 30, E45DU 45, E80DU, EF146, EF19 0.32, EF19 1.0, EF19 18.9, EF19 2.7, EF19 6.3, EF205, EF370, EF45 30, EF45 45, EF65-56, EF65-70, EF96

Overload relays, open-type Model(s) TA110DU110, may be followed by -V1000, TA110DU90, may be followed by -V1000, TA200DU110, may be followed by -V1000, TA200DU135, may be followed by -V1000, TA200DU150, may be followed by -V1000, TA200DU175, may be followed by -V1000, TA200DU200, may be followed by -V1000, TA200DU90, may be followed by -V1000

Overload relays, open-type, Class 10 Model(s) TA 42 DU followed by 25, 32, 42, maybe followed by M, maybe followed by -V1000

TA 75 DU followed by 25-80, maybe followed by M, may be followed by -V1000

TA25DU.25 may be followed by M may be followed by -V1000

TA25DU.4 may be followed by M, may be followed by -V1000

TA25DU.63 may be followed by M, may be followed by -V1000

TA25DU1.0 may be followed by M, may be followed by -V1000

TA25DU1.4 may be followed by M, may be followed by -V1000

TA25DU1.8 may be followed by M may be followed by -V1000

TA25DU11 may be followed by M may be followed by -V1000

TA25DU14 may be followed by M may be followed by -V1000

TA25DU19 may be followed by M may be followed by -V1000

TA25DU2.4 may be followed by M may be followed by -V1000

TA25DU3.1 may be followed by M may be followed by -V1000

TA25DU32 may be followed by M may be followed by -V1000

TA25DU5.0 may be followed by M may be followed by -V1000

TA25DU6.5 may be followed by M may be followed by -V1000

TA25DU8.5 may be followed by M may be followed by -V1000

TA80DU80 may be followed by -M, may be followed by -V1000

Overload relays, open-type, Class 20 Model(s) TA 75 DU 25 maybe followed by M, Terminal block adapter, DB80.

TA 75 DU 32 maybe followed by M, Terminal block adapter, DB80.

TA 75 DU 42 maybe followed by M, Terminal block adapter, DB80.

TA 75 DU 52 maybe followed by M, Terminal block adapter, DB80.

TA 75 DU 63 maybe followed by M, Terminal block adapter, DB80.

TA 75 DU 80 maybe followed by M, Terminal block adapter, DB80.

TA25DU1.8, TA25DU11, TA25DU14, TA25DU19, TA25DU2.4, TA25DU25

TA25DU25 may be followed by M may be followed by -V1000

TA25DU3.1, TA25DU32, TA25DU4.0

TA25DU4.0 may be followed by M may be followed by -V1000


TA25DU5.0, TA25DU6.5, TA25DU8.5

TA42DU followed by 25, 32, 42, maybe followed by M, Terminal block adapter, DB80.

Terminal block adapters Model(s) DX25, may be followed by -M

Terminal block adapters, open type Model(s) DB25/25A, may be followed by -M, DB25/25A, may be followed by M, DB25/32A, may be followed by -M, DB25/32A, may be followed by M, DB45EF

[Click here to view the Colombia Market Access Certification](#)

Trademark and/or Tradename: 

Last Updated on 2020-12-04

The appearance of a company's name or product in this database does not in itself assure that products so identified have been manufactured under UL's Follow-Up Service. Only those products bearing the UL Mark should be considered to be Certified and covered under UL's Follow-Up Service. Always look for the Mark on the product.

UL permits the reproduction of the material contained in the Online Certification Directory subject to the following conditions: 1. The Guide Information, Assemblies, Constructions, Designs, Systems, and/or Certifications (files) must be presented in their entirety and in a non-misleading manner, without any manipulation of the data (or drawings). 2. The statement "Reprinted from the Online Certifications Directory with permission from UL" must appear adjacent to the extracted material. In addition, the reprinted material must include a copyright notice in the following format: "© 2021 UL LLC"

NKCR8.E48139 - Auxiliary Devices Certified for Canada - Component

Note: We are enhancing our systems and you may notice duplicate entries/missing/outdated data. During this interim period, please contact our Customer Service at <https://www.ul.com/about/locations>.

Auxiliary Devices Certified for Canada - Component

See General Information for Auxiliary Devices Certified for Canada - Component

ABB STOTZ-KONTAKT GMBH
EPPELHEIMER STR 82
69123 HEIDELBERG, GERMANY

E48139

Investigated to CAN/CSA C22.2. No. 14-10

Auxiliary devices Model(s) K6 or KC6 followed by 40E, 31Z or 22Z, followed by F or P, followed by 1.4, 1.7, 2.4 or 2.48.

Auxiliary switches Model(s) CA6-11E-C, CA6-11E-P, CA6-11K-C, CA6-11K-P, CA6-11M-C, CA6-11M-P, CA6-11N-C, CA6-11N-P

Overload relays Model(s) T80DU42 RT, T80DU52 RT, T80DU63 RT, T80DU80 RT

Investigated to CAN/CSA-C22.2 No.60947-1-13 and CAN/CSA C22.2 No.60947-5-1-14

Contact blocks Model(s) MACL followed by 1, followed by 0, 1 or 10, followed by AI, may be followed by S.

MARL followed by 1, followed by 0, 1 or 10, followed by AI, may be followed by S.

Relays, open type Model(s) MCR followed by A0, C0, I0 or K0, followed by 04, 13, 22, 31 or 40, followed by AI.

[Click here to view the Colombia Market Access Certification](#)

Marking: Company name or trademark , model designation and the Recognized Component Mark for Canada,



Last Updated on 2020-11-19

The appearance of a company's name or product in this database does not in itself assure that products so identified have been manufactured under UL's Follow-Up Service. Only those products bearing the UL Mark should be considered to be Certified and covered under UL's Follow-Up Service. Always look for the Mark on the product.

UL permits the reproduction of the material contained in the Online Certification Directory subject to the following conditions: 1. The Guide Information, Assemblies, Constructions, Designs, Systems, and/or Certifications (files) must be presented in their entirety and in a non-misleading manner, without any manipulation of the data (or drawings). 2. The statement "Reprinted from the Online Certifications Directory with permission from UL" must appear adjacent to the extracted material. In addition, the reprinted material must include a copyright notice in the following format: "© 2021 UL LLC"



NLDX.E191658 - Motor Controllers, Magnetic

Motor Controllers, Magnetic

See General Information for Motor Controllers, Magnetic

ABB STOTZ-KONTAKT GMBH
EPPELHEIMER STR 82
69123 HEIDELBERG, GERMANY

E191658

Investigated to ANSI/UL 60947-1 and ANSI/UL 60947-4-1

Accessory bus bar kit Model(s) WKMIU

Accessory Open type Model(s) EH04-11, may be followed by N, EH04-20, may be followed by N

Magnetic motor controllers Model(s) C570

Magnetic Motor Controllers Model(s) ESB100 , followed by -40 or -20, followed by N.

ESB16 and ESB20 , followed by -11, -20 or -02, followed by N.

Mechanical interlocks Model(s) MMH0, VB05K

Nonreversing contactors, open type Model(s) LS05K followed by -30 or -40, followed by -00, -10, or -01, followed by two alphanumeric digits.

LS06K followed by -30 or -40, followed by -00, -10, or -01, followed by two alphanumeric digits.

MC1 followed by A, C, I or K, followed by A, B, 3 or 4, followed by 0 or 1, followed by 0 or 1, followed by A, followed by H or T, followed by one or two additional numbers or letters, may be followed by D, may be followed by -Rail.

MC2 followed by A, C, I or K, followed by A, B, 3 or 4, followed by 0 or 1, followed by 0 or 1, followed by A, followed by H or T, followed by one or two additional numbers or letters, may be followed by D, may be followed by -Rail.

Open type magnetic motor controllers Model(s) B6 may be followed by M, followed by 30, 40, 22 or 31, followed by 00, 01 or 10, may be followed by I.4 or 2.4.

B6S may be followed by M, followed by -30, followed by 00, 01 or 10, may be followed by 1.7 or 2.8.

B7 may be followed by M, followed by 30, 40, 22 or 31, followed by 00, 01 or 10, may be followed by I.4 or 2.4.

B7D may be followed by M, followed by 30, 40, 22 or 31, followed by 00, 01 or 10, may be followed by I.4 or 2.4.

B7S may be followed by M, followed by -30, followed by 00, 01 or 10, may be followed by 1.7 or 2.8.

B7W may be followed by M, followed by 30, 40, 22 or 31, followed by 00, 01 or 10, may be followed by I.4 or 2.4.

BC6 may be followed by M, followed by 30, 40, 22 or 31, followed by 00, 01 or 10, may be followed by I.4 or 2.4.

BC7 may be followed by M, followed by 30, 40, 22 or 31, followed by 00, 01 or 10, may be followed by I.4 or 2.4.

BC7W may be followed by M, followed by 30, 40, 22 or 31, followed by 00, 01 or 10, may be followed by I.4 or 2.4.

VB6 may be followed by M, followed by 30, 40, 22 or 31, followed by 00, 01 or 10, may be followed by I.4 or 2.4.

VB6A may be followed by M, followed by 30, 40, 22 or 31, followed by 00, 01 or 10, may be followed by I.4 or 2.4.

VB6S may be followed by M, followed by -30, followed by 00, 01 or 10, may be followed by 1.7 or 2.8.

VB6SA may be followed by M, followed by -30, followed by 00, 01 or 10, may be followed by 1.7 or 2.8.

VB7 may be followed by M, followed by 30, 40, 22 or 31, followed by 00, 01 or 10, may be followed by 1.4 or 2.4.

VB7A may be followed by M, followed by 30, 40, 22 or 31, followed by 00, 01 or 10, may be followed by 1.4 or 2.4.

VB7D may be followed by M, followed by 30, 40, 22 or 31, followed by 00, 01 or 10, may be followed by 1.4 or 2.4.

VB7S may be followed by M, followed by -30, followed by 00, 01 or 10, may be followed by 1.7 or 2.8.

VB7SA may be followed by M, followed by -30, followed by 00, 01 or 10, may be followed by 1.7 or 2.8.

VBC6 may be followed by M, followed by 30, 40, 22 or 31, followed by 00, 01 or 10, may be followed by 1.4 or 2.4.

VBC6A may be followed by M, followed by 30, 40, 22 or 31, followed by 00, 01 or 10, may be followed by 1.4 or 2.4.

VBC7 may be followed by M, followed by 30, 40, 22 or 31, followed by 00, 01 or 10, may be followed by 1.4 or 2.4.

VBC7A may be followed by M, followed by 30, 40, 22 or 31, followed by 00, 01 or 10, may be followed by 1.4 or 2.4.

Open type magnetic motor controllers, Reverser Link Accessory Model(s) BSM6-30 followed by 30, 40, 22 or 31, followed by 00, 01 or 10, may be followed by 1.4 or 2.4.

Open type, Motor controllers Model(s) ESB24 followed by -0, 1, 2, 3 or 4, followed by 0, 1, 2, 3 or 4.

ESB25 followed by -0, -1, -2, -3, or -4, followed by 0, 1, 2, 3, or 4 followed by N

ESB40 followed by -0, 1, 2, 3 or 4, followed by 0, 1 or 2, may be followed by N

ESB63 followed by -0, 1, 2, 3 or 4, followed by 0, 1 or 2, may be followed by N

Reversing and Non-reversing Motor Starters Model(s) HF0.6-DOL-24VDC, HF0.6-DOLE-24VDC, HF0.6-ROL-24VDC, HF0.6-ROLE-24VDC, HF2.4-DOL-24VDC, HF2.4-DOLE-24VDC, HF2.4-ROL-24VDC, HF2.4-ROLE-24VDC, HF9-DOL-24VDC, HF9-DOLE-24VDC, HF9-ROL-24VDC, HF9-ROLE-24VDC

Reversing contactors, open type Model(s) MI1 followed by SOOSA, followed by E, F, G, H, T, U or R, may be followed by D.

MJ1 followed by SOOSA, followed by E, F, G, H, T, U or R, may be followed by D.

Reversing motor controllers, open type Model(s) HF9-4-VDC-24VDC

Surge suppressors, for use with B Series contractors Model(s) RV-BC6 may be followed by -F, followed by /60, /250 or /380.

[Click here to view the Colombia Market Access Certification](#)

Last Updated on 2020-12-09

The appearance of a company's name or product in this database does not in itself assure that products so identified have been manufactured under UL's Follow-Up Service. Only those products bearing the UL Mark should be considered to be Certified and covered under UL's Follow-Up Service. Always look for the Mark on the product.

UL permits the reproduction of the material contained in the Online Certification Directory subject to the following conditions: 1. The Guide Information, Assemblies, Constructions, Designs, Systems, and/or Certifications (files) must be presented in their entirety and in a non-misleading manner, without any manipulation of the data (or drawings). 2. The statement "Reprinted from the Online Certifications Directory with permission from UL" must appear adjacent to the extracted material. In addition, the reprinted material must include a copyright notice in the following format: "© 2020 UL LLC"



NLDX2.E191658 - Motor Controllers, Magnetic - Component

Motor Controllers, Magnetic - Component

See General Information for Motor Controllers, Magnetic - Component

ABB STOTZ-KONTAKT GMBH

E191658

EPPELHEIMER STR 82

69123 HEIDELBERG, GERMANY

Investigated to ANSI/UL 60947-1 and ANSI/UL 60947-4-1

Accessory, pin terminal adaptors Model(s) LB6

Magnetic motor controllers Model(s) B6 (a), B6S (b), B7 (a), B7S (b), B7W (a), BC6 (a), BC7 (a), BC7W (a), VB6 (a), VB6A (a), VB6S (b), VB7 (a), VB7A (a), VB7S (b), VBC6 (a), VBC6A (a), VBC7 (a), VBC7A (a)

Non-reversing contactors, open type Model(s) MC1 followed by A, C, I or K, followed by A, B, 3 or 4, followed by 0 or 1, followed by 0 or 1, followed by AI, may be followed by additional numbers and/or letters.

MC2 followed by A, C, I or K, followed by A, B, 3 or 4, followed by 0 or 1, followed by 0 or 1, followed by AI, may be followed by additional numbers and/or letters.

Reversing contactors, open type Model(s) MI1 followed by SOOSA, followed by I or J,., MJ1 followed by SOOSA, followed by I or J.

(a) - May be followed by M, followed by 21, 22, 30, 31 or 40, followed by 00, 0I or I0, followed by F or P, may be followed by 1.4 or 2.4.

(b) - May be followed by M, followed by -30, followed by 00, 01 or 10, followed by F or P, followed by 1.7 or 2.8.

Marking: Company name or tradename "BBC/CEM" , "BBC/PETERCEM" , "BBC/Petercem" or trademark



and model designation.

Last Updated on 2020-11-12

The appearance of a company's name or product in this database does not in itself assure that products so identified have been manufactured under UL's Follow-Up Service. Only those products bearing the UL Mark should be considered to be Certified and covered under UL's Follow-Up Service. Always look for the Mark on the product.

UL permits the reproduction of the material contained in the Online Certification Directory subject to the following conditions:

1. The Guide Information, Assemblies, Constructions, Designs, Systems, and/or Certifications (files) must be presented in their entirety and in a non-misleading manner, without any manipulation of the data (or drawings). 2. The statement "Reprinted from the Online Certifications Directory with permission from UL" must appear adjacent to the extracted material. In addition, the reprinted material must include a copyright notice in the following format: "© 2020 UL LLC"

NLDX7.E191658 - Motor Controllers, Magnetic Certified for Canada

Motor Controllers, Magnetic Certified for Canada

See General Information for Motor Controllers, Magnetic Certified for Canada

ABB STOTZ-KONTAKT GMBH
EPPELHEIMER STR 82
69123 HEIDELBERG, GERMANY

E191658

Investigated to CAN/CSA-C22.2 No.60947-1-13 and CAN/CSA-C22.2 No.60947-4-1-14

Accessory bus bar kit Model(s) WKMIU

Accessory Open type Model(s) EH04-11, may be followed by N, EH04-20, may be followed by N

Magnetic motor controllers Model(s) C570

Magnetic Motor Controllers Model(s) ESB100 , followed by -40 or -20, followed by N.

ESB16 and ESB20 , followed by -11, -20 or -02, followed by N.

Mechanical interlocks Model(s) MMH0, VB05K

Nonreversing contactors, open type Model(s) LS05K followed by -30 or -40, followed by -00, -10, or -01, followed by two alphanumeric digits.

LS06K followed by -30 or -40, followed by -00, -10, or -01, followed by two alphanumeric digits.

MC1 followed by A, C, I or K, followed by A, B, 3 or 4, followed by 0 or 1, followed by 0 or 1, followed by A, followed by H or T, followed by one or two additional numbers or letters, may be followed by D, may be followed by -Rail.

MC2 followed by A, C, I or K, followed by A, B, 3 or 4, followed by 0 or 1, followed by 0 or 1, followed by A, followed by H or T, followed by one or two additional numbers or letters, may be followed by D, may be followed by -Rail.

Open type magnetic motor controllers Model(s) B6 may be followed by M, followed by 30, 40, 22 or 31, followed by 00, 01 or 10, may be followed by I.4 or 2.4.

B6S may be followed by M, followed by -30, followed by 00, 01 or 10, may be followed by 1.7 or 2.8.

B7 may be followed by M, followed by 30, 40, 22 or 31, followed by 00, 01 or 10, may be followed by I.4 or 2.4.

B7D may be followed by M, followed by 30, 40, 22 or 31, followed by 00, 01 or 10, may be followed by I.4 or 2.4.

B7S may be followed by M, followed by -30, followed by 00, 01 or 10, may be followed by 1.7 or 2.8.

B7W may be followed by M, followed by 30, 40, 22 or 31, followed by 00, 01 or 10, may be followed by I.4 or 2.4.

BC6 may be followed by M, followed by 30, 40, 22 or 31, followed by 00, 01 or 10, may be followed by I.4 or 2.4.

BC7 may be followed by M, followed by 30, 40, 22 or 31, followed by 00, 01 or 10, may be followed by I.4 or 2.4.

BC7W may be followed by M, followed by 30, 40, 22 or 31, followed by 00, 01 or 10, may be followed by I.4 or 2.4.

VB6 may be followed by M, followed by 30, 40, 22 or 31, followed by 00, 01 or 10, may be followed by I.4 or 2.4.

VB6A may be followed by M, followed by 30, 40, 22 or 31, followed by 00, 01 or 10, may be followed by I.4 or 2.4.

VB6S may be followed by M, followed by -30, followed by 00, 01 or 10, may be followed by 1.7 or 2.8.

VB6SA may be followed by M, followed by -30, followed by 00, 01 or 10, may be followed by 1.7 or 2.8.

VB7 may be followed by M, followed by 30, 40, 22 or 31, followed by 00, 01 or 10, may be followed by 1.4 or 2.4.

VB7A may be followed by M, followed by 30, 40, 22 or 31, followed by 00, 01 or 10, may be followed by 1.4 or 2.4.

VB7D may be followed by M, followed by 30, 40, 22 or 31, followed by 00, 01 or 10, may be followed by 1.4 or 2.4.

VB7S may be followed by M, followed by -30, followed by 00, 01 or 10, may be followed by 1.7 or 2.8.

VB7SA may be followed by M, followed by -30, followed by 00, 01 or 10, may be followed by 1.7 or 2.8.

VBC6 may be followed by M, followed by 30, 40, 22 or 31, followed by 00, 01 or 10, may be followed by 1.4 or 2.4.

VBC6A may be followed by M, followed by 30, 40, 22 or 31, followed by 00, 01 or 10, may be followed by 1.4 or 2.4.

VBC7 may be followed by M, followed by 30, 40, 22 or 31, followed by 00, 01 or 10, may be followed by 1.4 or 2.4.

VBC7A may be followed by M, followed by 30, 40, 22 or 31, followed by 00, 01 or 10, may be followed by 1.4 or 2.4.

Open type magnetic motor controllers, Reverser Link Accessory Model(s) BSM6-30 followed by 30, 40, 22 or 31, followed by 00, 01 or 10, may be followed by 1.4 or 2.4.

Open type, Motor controllers Model(s) ESB24 followed by -0, 1, 2, 3 or 4, followed by 0, 1, 2, 3 or 4.

ESB25 followed by -0, -1, -2, -3, or -4, followed by 0, 1, 2, 3, or 4 followed by N

ESB40 followed by -0, 1, 2, 3 or 4, followed by 0, 1 or 2, may be followed by N

ESB63 followed by -0, 1, 2, 3 or 4, followed by 0, 1 or 2, may be followed by N

Reversing and Non-reversing Motor Starters Model(s) HF0.6-DOL-24VDC, HF0.6-DOLE-24VDC, HF0.6-ROL-24VDC, HF0.6-ROLE-24VDC, HF2.4-DOL-24VDC, HF2.4-DOLE-24VDC, HF2.4-ROL-24VDC, HF2.4-ROLE-24VDC, HF9-DOL-24VDC, HF9-DOLE-24VDC, HF9-ROL-24VDC, HF9-ROLE-24VDC

Reversing contactors, open type Model(s) MI1 followed by SOOSA, followed by E, F, G, H, T, U or R, may be followed by D.

MJ1 followed by SOOSA, followed by E, F, G, H, T, U or R, may be followed by D.

Reversing motor controllers, open type Model(s) HF9-4-VDC-24VDC

Surge suppressors, for use with B Series contractors Model(s) RV-BC6 may be followed by -F, followed by /60, /250 or /380.

[Click here to view the Colombia Market Access Certification](#)

Last Updated on 2020-12-09

The appearance of a company's name or product in this database does not in itself assure that products so identified have been manufactured under UL's Follow-Up Service. Only those products bearing the UL Mark should be considered to be Certified and covered under UL's Follow-Up Service. Always look for the Mark on the product.

UL permits the reproduction of the material contained in the Online Certification Directory subject to the following conditions:
1. The Guide Information, Assemblies, Constructions, Designs, Systems, and/or Certifications (files) must be presented in their entirety and in a non-misleading manner, without any manipulation of the data (or drawings). 2. The statement "Reprinted from the Online Certifications Directory with permission from UL" must appear adjacent to the extracted material. In addition, the reprinted material must include a copyright notice in the following format: "© 2020 UL LLC"

UL Product iQ™



NLDX8.E191658 - Motor Controllers, Magnetic Certified for Canada - Component

Motor Controllers, Magnetic Certified for Canada - Component

See General Information for Motor Controllers, Magnetic Certified for Canada - Component

ABB STOTZ-KONTAKT GMBH
EPPELHEIMER STR 82
69123 HEIDELBERG, GERMANY

E191658

Investigated to CAN/CSA-C22.2 No.60947-1-13 and CAN/CSA-C22.2 No.60947-4-1-14

Accessory, pin terminal adaptors Model(s) LB6

Magnetic motor controllers Model(s) B6 (a), B6S (b), B7 (a), B7S (b), B7W (a), BC6 (a), BC7 (a), BC7W (a), VB6 (a), VB6A (a), VB6S (b), VB7 (a), VB7A (a), VB7S (b), VBC6 (a), VBC6A (a), VBC7 (a), VBC7A (a)



Non-reversing contactors, open type Model(s) MC1 followed by A, C, I or K, followed by A, B, 3 or 4, followed by 0 or 1, followed by 0 or 1, followed by AI, may be followed by additional numbers and/or letters.

MC2 followed by A, C, I or K, followed by A, B, 3 or 4, followed by 0 or 1, followed by 0 or 1, followed by AI, may be followed by additional numbers and/or letters.

Reversing contactors, open type Model(s) MI1 followed by SOOSA, followed by I or J,., MJ1 followed by SOOSA, followed by I or J.

(a) - May be followed by M, followed by 21, 22, 30, 31 or 40, followed by 00, 0I or IO, followed by F or P, may be followed by 1.4 or 2.4.

(b) - May be followed by M, followed by -30, followed by 00, 01 or 10, followed by F or P, followed by 1.7 or 2.8.

Marking: Company name or tradename "BBC/CEM" , "BBC/PETERCEM" , "BBC/Petercem" or trademark  , model designation and the Recognized Component Mark for Canada,  .

Last Updated on 2020-11-12

The appearance of a company's name or product in this database does not in itself assure that products so identified have been manufactured under UL's Follow-Up Service. Only those products bearing the UL Mark should be considered to be Certified and covered under UL's Follow-Up Service. Always look for the Mark on the product.

UL permits the reproduction of the material contained in the Online Certification Directory subject to the following conditions:
1. The Guide Information, Assemblies, Constructions, Designs, Systems, and/or Certifications (files) must be presented in their entirety and in a non-misleading manner, without any manipulation of the data (or drawings). 2. The statement "Reprinted from the Online Certifications Directory with permission from UL" must appear adjacent to the extracted material. In addition, the reprinted material must include a copyright notice in the following format: "© 2020 UL LLC"